

# Chapter 19 Accessories



## DRAWER KNOBS AISI 316

with 1" screw

ITEM NO.	Dia	Weight/g
<b>006926</b>	1"(25.4mm)	25




## ANGLES stamped AISI 304

ITEM NO.	L	C1	C2	C3	C4	B	H	t	d1	Weight/g
<b>003160</b>	41	35	18	18		25	41	3	3.3	31
<b>003161</b>	56	47.5	18.5	18.5	17	36.5	56	3	3.8	59
<b>003162</b>	80	71	24	24	27	52	80	4	4.3	122




## ANGLES stamped AISI 304

ITEM NO.	L	C1	C2	C3	C4	B	H	t	d1	Weight/g
<b>003164</b>	31	25	12	25	12	12	31	3	3.5	15
<b>003165</b>	46	38	18	38	18	13	46	3	3.5	25
<b>003166</b>	61	51	21	51	21	15	61	4	4	37



## STAY ADJUSTER PLATER AISI 316

ITEM NO.	L mm	B mm	Bolt mm	Weight/g
<b>005610</b>	100	15	5	37
<b>005615</b>	155	15	5	56
<b>005620</b>	200	15	5	66



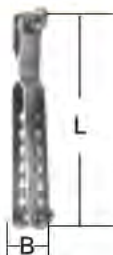
## STAY ADJUSTER PLATER AISI 316

ITEM NO.	L mm	B mm	Bolt mm	W mm	Thickness	Weight/g
<b>005600</b>	166	20	6	15	mm	83
<b>005601</b>	180	25	8	20	mm	170
<b>005602</b>	200	25	10	25	mm	
<b>005603</b>	230	32	12	32	mm	354
<b>005604</b>	272	19	11	38	4mm	



## STAY ADJUSTER PLATER AISI 316

ITEM NO.	L mm	B mm	Adjustment increment(mm)	Thickness mm	Bolt mm	Weight/g
<b>006918</b>	64	9	3	1.5	5	37
<b>006919</b>	80	10	5	2.0	6	66

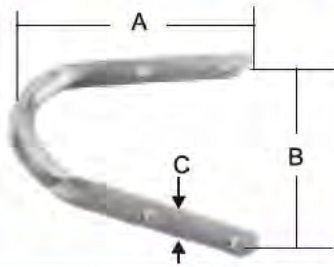


## STAY ADJUSTER PLATER AISI 316

ITEM NO.	L mm	B mm	Bolt mm	Weight/g
<b>006914</b>	104	15	5	37
<b>006913</b>	135	20	6	88
<b>006917</b>	170	20	8	110


# Chapter 19

## Accessories



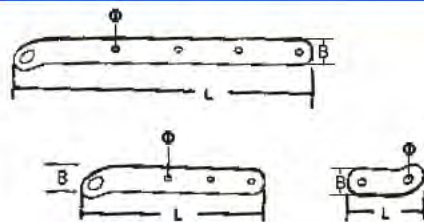
### BOOM STRAPS AISI 316

ITEM NO.	A mm	B mm	C mm	Weight/g
<b>007212</b>	50	52	12	23
<b>007216</b>	75	60	16	30



### PLATE AISI 316

ITEM NO.	L mm	W mm	Φ mm	Weight/g
<b>004011</b>	50	21	6	15
<b>004012</b>	80	21	6	25
<b>004013</b>	70	21	6	19



### SHROUD PLATE AISI 316

ITEM NO.	L mm	B mm	Φ mm	Thickness mm	Weight/g
<b>007351</b>	51	20	6,5	1,5	13
<b>007325</b>	125	20	9,5	2,0	34
<b>007305</b>	205	20	9,5	1,5	58



### DECK FILL KEY AISI 316

ITEM NO.	Length mm
<b>004502</b>	125



### WINCH HANDLE AISI 316

ITEM NO.	L mm	Weight/g
<b>004500</b>	230(9")	390
<b>004501</b>	255(10")	420



### SAIL TRACK STOPS

Internal portion of stop

ITEM NO.	L	Φ	Weight/g
<b>006922</b>	22mm(7/8")	13mm(1/2")	41



### SAIL TRACK STOPS AISI 304

Keep your sail and slides on the mast for easy stowing and greater control.

ITEM NO.	L	W	Thickness mm	Weight/g
<b>006925</b>	25mm(1")	16mm(3/4")	3	43

# Chapter 19 Accessories



**TILLER CLAMP** AISI 304 stamped  

ITEM NO.	L mm	W mm	Weight/g
<b>009813</b>	105	20	150



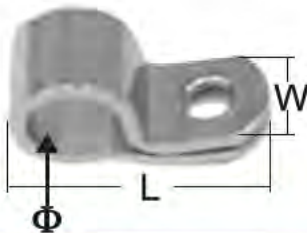
**TILLER COMB** AISI 304 stamped  
 complete set  

ITEM NO.	L mm	W mm	Weight/g
<b>009814</b>	150	35	252



**SPI POLE FITTINGS** stamped AISI 316  

ITEM NO.		Weight/g
<b>007996</b>	for tube $\Phi$ 25mm Aluminium tube	96
<b>007997</b>	for tube $\Phi$ 32mm Aluminium tube	98
<b>007998</b>	for tube $\Phi$ 32mm Wooden pole	102



**DEAD END BAILS** AISI 304  
 attach any where a dead end is  
 needed for extra purchase.  

ITEM NO.	L mm	W mm	$\Phi$ mm	Weight/g
<b>004316</b>	26	11	9	
<b>004317</b>	38	16	13	



**TERMINAL EYE STRAP** AISI 316  
 use as dead end on end fitting trip lines.  

ITEM NO.	Weight/g
<b>004304</b>	



**GATE STOPS** AISI 304  
 held in place with set screw  

ITEM NO.	Wire size mm	Weight/g
<b>005438</b>	3(1/8")	
<b>005439</b>	4(5/32")	



**TRACK SLIDE** AISI 304  

ITEM NO.	L mm	W mm	Weight/g
<b>004311</b>	24	19	8
<b>004312</b>	29	23	10